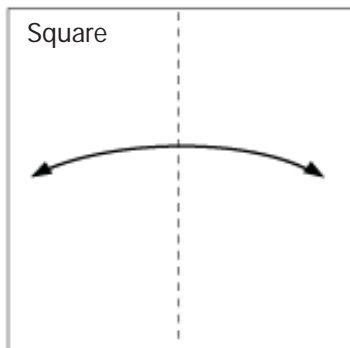
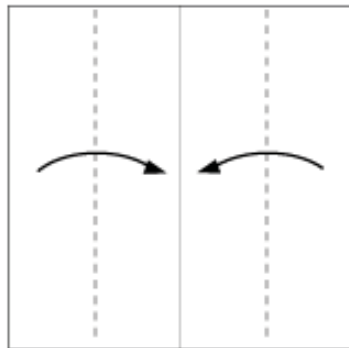


Butterfly



1 Fold in half to make a crease and fold back

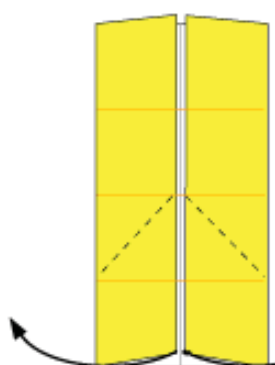


2 Fold in the dotted line to meet the centre line

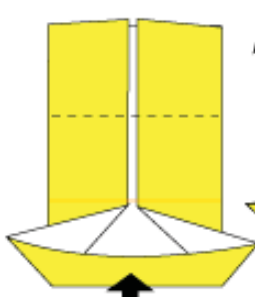


*Copyright: Fumiaki Shingu

3 Fold to make creases and fold back

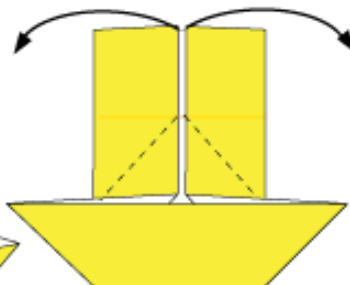


4 Open the corners and fold forward



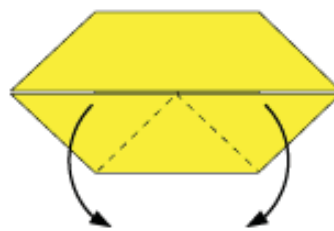
Flatten

5



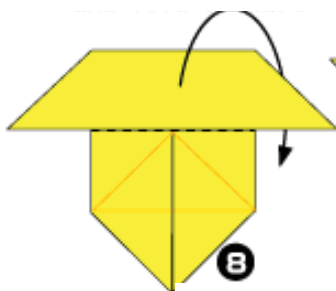
Open and flatten like Figures 4&5

6



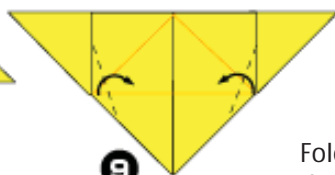
7 Fold in the dotted line

*Traditional Diagram: Fumiaki Shingu



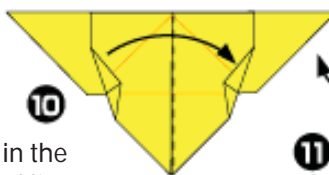
Fold backward in the dotted lines

8



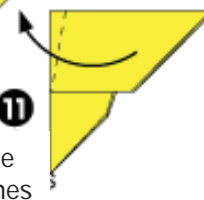
Fold in the dotted lines

9



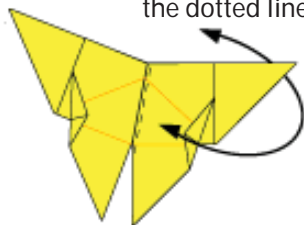
Fold in the dotted lines

10



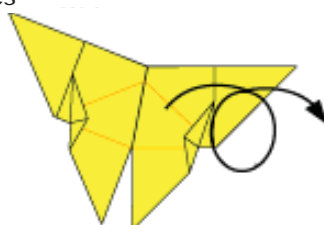
Fold in the dotted lines

11



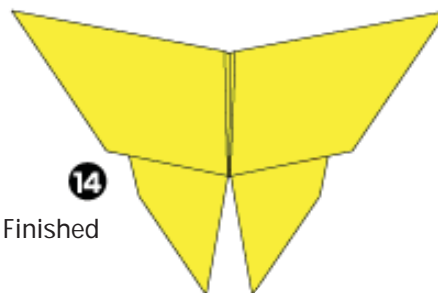
Fold to make crease

12



Turn over

13



Finished

14

