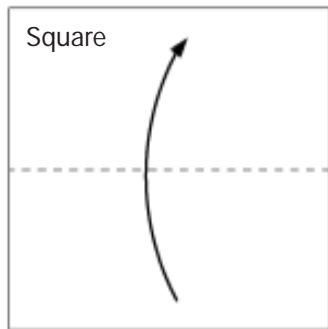


Star ornament

★ $\frac{1}{4}$ size origami paper.

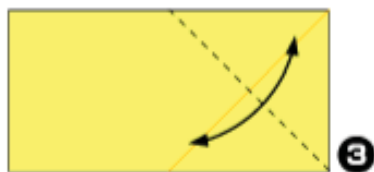


1 Fold square in half



2

Fold to make a crease and fold back

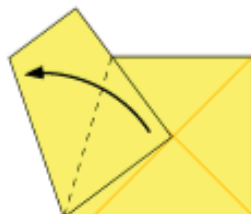


3

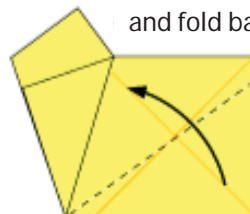
Fold to make a crease and fold back



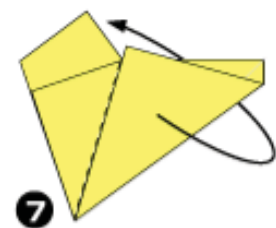
4 Fold paper diagonally (fold from * to * as shown in Figure 4)



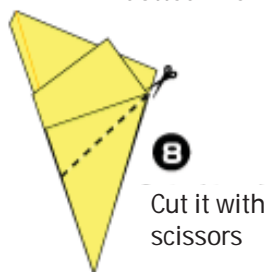
5 Fold in the dotted line



6 Fold in the dotted line

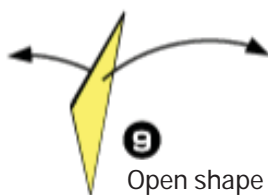


7 Fold backward in the dotted line



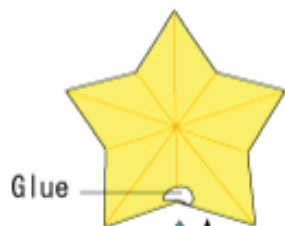
8

Cut it with scissors



9

Open shape and glue (as shown in Figure 9)



10

Stick with glue



11

Finished

